



Innovation
that excites

SYLPHY

Nissan. Innovation that excites.

nissan.ph



GETTING MY NEW NISSAN SYLPHY WAS A SMART CHOICE.

The Sylphy is top of its class. Imagine a stylish but practical compact sedan with luxury car features and technology. That's hard to beat!



MY EYES LIT UP THE MOMENT I SAW ONE.

The first thing I noticed about the Sylphy was its stylish headlamps with LED accents. Having LED offers important advantages, including longevity and low power consumption, not to mention the classy look it adds to the car.





EVERYONE ELSE TAKES A BACKSEAT TO THIS!

It's a car that's as beautiful on the inside as it is on the outside. The cockpit is as fine as it gets —soft surfaces and all kinds of features that are really more than what's standard for its class.

IT'S VIRTUALLY A LUXURY CAR DISGUISED AS A PRACTICAL SEDAN.

Classy interiors, good looks and a powerful but quiet engine, all in a practical compact sedan
— it really is a luxury I can afford.



Overseas Model



Trunk Space. Its massive 510 liter trunk capacity serves various lifestyles.



LED Tail Lights. Specifically designed to harmonize with the Nissan Sylphy's sleek bodyline, making it clearly visible from a distance, especially at night.



XTRONIC CVT. Its smart design allows for powerful acceleration and effortless cruising with great fuel efficiency.



Intelligent Key. The Nissan Sylphy comes with an Intelligent Key that works with the push-button ignition. It easily locks and unlocks the doors and trunk.

SPECIFICATIONS AND FEATURES

MODEL	NISSAN SYLPHY		
VARIANT	SYLPHY 1.6L MT	SYLPHY 1.6L CVT	SYLPHY 1.8L CVT

ENGINE/TRANSMISSION

Code		HR16DE	MRA8DE
Displacement	cc	1,598	1,798
Type		Inline 4 Cylinder, DOHC, 16 Valves	
Maximum Power	ps/rpm	116/6,000	131/6,000
Maximum Torque	Nm/rpm	154/4,000	174/3,600
Transmission Type		5-Speed Manual	XTRONIC CVT

SUSPENSION/WHEELS

Suspension	Front	MacPherson Strut with Stabilizer	
	Rear	Torsion Beam with Stabilizer	
Brakes	Front	Ventilated Disc	
	Rear	Disc	
Wheels		Alloy 16"	Alloy 17"
Tires		195/60R16	205/50R17

DIMENSION/WEIGHT

Dimensions (L x W x H)	mm	4,615 x 1,760 x 1,495		
Wheelbase	mm	2,700		
Curbweight	kg	1,190	1,215	1,260
Trunk Space	L	510		

EXTERIOR

Headlamps	Halogen		Xenon
LED Accent Lamps	Without	With	
Front Foglamps	Without	With	
Outside Door Mirror	Manual Folding with Power Adjust	Power Folding with Power Adjust	

INTERIOR

Seats	Material	Fabric	Premium Fabric	Leather
	Driver	Slide & Reclining & Lifter (Manual)		
	Front Passenger	Slide & Reclining (Manual)		
	Rear	Standard	Rear Center Armrest with two Cup Holders	
Meter		Adjustable Fine Vision Analog Combination Meter		
Drive Computer Display in Meter		Standard		

FUNCTION

Power Features	Windows	With (Driver Side: One-touch Auto-Up/Down, Pinch Prevent, Switch Illumination)	
Airconditioning System		Manual Control Dial Type	Automatic with Dual Zone Climate Control
Audio System		8-Inch Capacitive Touch Screen Display, AM/FM, 1 CD/DVD, USB, iPod, MP3 Function with AUX Bluetooth, HDMI for Mirror Link with NAVI	
Speakers		4	6


SAFETY/SECURITY

SRS Airbag	Driver and Passenger		
ABS (Anti-Lock Brake System)	With Electronic Brake Force Distribution (EBD) and Brake Assist (BA)		
LED High Mount Stop Lamp	Standard		
Keyless System and Remote	Remote Keyless Entry		Intelligent Key


Features and specifications are subject to change, depending on market requirements. Nissan Philippines, Inc. reserves the right to alter, delete or add to these specifications without prior notice.




Aspen White




Brilliant Silver



Deep Iris Gray



Ebony



Grayish Bronze